

## Big capacity with disposal pump for demanding wet applications

ATTIX 7 LIQUID VACUUM is specially designed for demanding wet applications like flood pickup, road spills and clean up after fires. Build for users who need easy liquid discharge, high suction power and robust construction combined with high mobility.

ATTIX 7 LIQUID VACUUM is designed with a 70 liters container and disposal pump, which allows you to work for very long time without emptying the container, and when necessary you will find the Tilt or Lift-Off container system convenient and easy to operate.

The built-in pump is able to pick up liquids at 200 L/min and discharge at 300 L/min up to 9 meter higher or 50 meters away from the cleaning position with a drain hose connected to the Storz C coupling or optional GEKA coupling. The double stainless steel filter sieve system protects the pump and turbine, and the low working noise level lets you work when others are nearby, without disturbing them.

The special MWF model (Mobile Wet vacuum for Firefighting services) is optimized for storage in fire trucks and includes ground fault circuit breaker (PRCD) and IP68 plug for additional safety when working in wet applications.




You are sure to find a perfect match for your demanding wet application cleaning task in the ATTIX 7 LIQUID VACUUM range.



Picture shown may not represent model quoted






- Built-in disposal pump for continuously and automatic liquid discharge
- Double filter sieve system in stainless steel
- IP68 plug connection
- High quality stainless steel container with tilt and lift-off option
- Low working sound level - SilentPower - high performance that is seen, but not heard
- MultiFit accessory system for the ultimate in task flexibility
- AntiStatic system and Softstart

• Standard equipment




Included accessories		Ref. no.	Min. required	ATTIX 751-61 230/1/50 CH	ATTIX 751-61 230/1/50 DK	ATTIX 751-61 230/1/50 EU
<b>Special Filter</b>						
	WET FILTER SIEVE Ø143X140MM SS	15475	0	•	•	•
<b>System 36 Hose Vacuum Cleaner</b>						
	SUCTION HOSE Ø36X3500 HEAT/OIL-RESISTANT	302001677	0			
	UNI. HOSE Ø36X4000MM EVA	25537	0		•	
<b>System 36 Tube</b>						
	CURVED HAND TUBE Ø36MM SS	46691	0		•	



## Big capacity with disposal pump for demanding wet applications






Included accessories		Ref. no.	Min. required	ATTIX 751-61 230/1/50 CH	ATTIX 751-61 230/1/50 DK	ATTIX 751-61 230/1/50 EU
	EXTENSION TUBE Ø36 2X505MM SS	107408074	0		•	
<b>System 36 Brush/Universal Nozzle</b>						
	UNIVERSAL NOZZLE D36X115	14295	0		•	
<b>System 36 Vac Floor Nozzle</b>						
	NOZZLE ALU. 450XØ36MM WET	15349	0		•	
<b>System 36 Crevice/Cone Nozzle</b>						
	CREVICE NOZZLE Ø36X300 PP	6084	0		•	
<b>Other</b>						
	BOX FOR SUCTION HOSE ATTIX 7	302001554	0			

• Standard equipment

Included accessories		Ref. no.	Min. required	ATTIX 751-71 MWF 230/1/50 EU
<b>Special Filter</b>				
	WET FILTER SIEVE Ø143X140MM SS	15475	0	•
<b>System 36 Hose Vacuum Cleaner</b>				
	SUCTION HOSE Ø36X3500 HEAT/OIL-RESISTANT	302001677	0	•
	UNI. HOSE Ø36X4000MM EVA	25537	0	
<b>System 36 Tube</b>				
	CURVED HAND TUBE Ø36MM SS	46691	0	•



Big capacity with disposal pump for demanding wet applications

Included accessories		Ref. no.	Min. required	ATTIX 751-71 MWF 230/1/50 EU
	EXTENSION TUBE Ø36 2X505MM SS	107408074	0	•
<b>System 36 Brush/Universal Nozzle</b>				
	UNIVERSAL NOZZLE D36X115	14295	0	
<b>System 36 Vac Floor Nozzle</b>				
	NOZZLE ALU. 450XØ36MM WET	15349	0	•
<b>System 36 Crevice/Cone Nozzle</b>				
	CREVICE NOZZLE Ø36X300 PP	6084	0	•
<b>Other</b>				
	BOX FOR SUCTION HOSE ATTIX 7	302001554	0	•

Model	ATTIX 751-61 230/1/50 CH	ATTIX 751-61 230/1/50 DK	ATTIX 751-61 230/1/50 EU
Ref. no.	302001527	302001528	302001529

PRODUCT FEATURES

Cable holder	•	•	•
Softstart	•	•	•
Tilting container	•	•	•
Motor speed control	•	•	•
Robust steel chassis	•	•	•
300 l/m auto. discharge pump	•	•	•
Ground fault circuit breaker (PRCD)			



## Big capacity with disposal pump for demanding wet applications

Model ATTIX 751-71 MWF  
230/1/50 EU

Ref. no. 107412020

## PRODUCT FEATURES

Cable holder	•
Softstart	•
Tilting container	•
Motor speed control	•
Robust steel chassis	•
300 l/m auto. discharge pump	•
Ground fault circuit breaker (PRCD)	•

Technical specifications	ATTIX 751-61 230/1/50 CH	ATTIX 751-61 230/1/50 DK	ATTIX 751-61 230/1/50 EU
Power Pmax (W)	1500	1500	1500
Power Pic (W)	1200	1200	1200
Mains connection (V/~ /Hz/A)	230/1/50-60/10	230/1/50-60/10	230/1/50-60/16
Suction/discharge capacity - in/output (l/m)	in 200/out 300	in 200/out 300	in 200/out 300
Airflow rate (l/min.)	3600	3600	3600
Vacuum (mbar/kPa)	230/23	230/23	230/23
Working sound level (dB(A))	57	57	57
EI cable (m)	7.5	7.5	7.5
Container volume (l-max)	70	70	70
Main filter type	Wet filter sieve	Wet filter sieve	Wet filter sieve
Length x width x height (mm)	605x580x970	605x580x970	605x580x970
Weight (kg)	33	33	33

Technical specifications	ATTIX 751-71 MWF 230/1/50 EU
Power Pmax (W)	1500
Power Pic (W)	1200
Mains connection (V/~ /Hz/A)	230/1/50-60/16
Suction/discharge capacity - in/output (l/m)	in 200/out 300
Airflow rate (l/min.)	3600
Vacuum (mbar/kPa)	230/23
Working sound level (dB(A))	57
EI cable (m)	10
Container volume (l-max)	70
Main filter type	Wet filter sieve
Length x width x height (mm)	510x480x875
Weight (kg)	31




## Big capacity with disposal pump for demanding wet applications

● Standard equipment, ○ Supplementary accessories, □ Mountable equipment

Accessories		Ref. no.	Min. required	ATTIX 751-61 230/1/50 CH	ATTIX 751-61 230/1/50 DK	ATTIX 751-61 230/1/50 EU
<b>System 36 Crevice/Cone Nozzle</b>						
	CREVICE NOZZLE D36X200	29541	0	○	○	○
	CREVICE NOZZLE Ø36X300 PP	6084	0	○	●	○
	DIA. TUBE NOZZLE Ø36X190 MM GREY RUBBER	5067	0	○	○	○
	FLAT NOZZLE Ø36MM RUBBER	40456	0	○	○	○
<b>System 50 Tube</b>						
	ADAPTER Ø50-36MMX125	40452	0	○	○	○
	CURVED ALU EXT.TUBE D50X1000	15335	0	○	○	○
	CURVED HAND TUBE Ø50-36MM	15341	0	○	○	○
	ELBOW 90 Ø 50MM	5089	0	○	○	○
	SUCTION TUBE 2PCS Ø50 525MM PVC	5152	0	○	○	○
<b>System 36 Brush/Universal Nozzle</b>						
	BRUSH NOZZLE Ø36X230 PP/PA	6086	0	○	○	○
	UNIV NOZZLE Ø36X150 ALU	5145	0	○	○	○










## Big capacity with disposal pump for demanding wet applications













Accessories		Ref. no.	Min. required	ATTIX 751-61 230/1/50 CH	ATTIX 751-61 230/1/50 DK	ATTIX 751-61 230/1/50 EU
	UNIVERSAL NOZZLE D36X115	14295	0	○	●	○
<b>System 36 Vac Floor Nozzle</b>						
	COMBI NOZZLE Ø36X260MM	302002365	0	○	○	○
	FLOOR NOZZLE COMBI Ø36X270MM	107417892	0	○	○	○
	FLOOR NOZZLE D36X300MM W/D KIT	107402706	0	○	○	○
	FLOOR NOZZLE D36X400MM W/D	302003666	0	○	○	○
	FLOOR NOZZLE Ø36X300MM	302002331	0	○	○	○
	FLOOR NOZZLE Ø36X330 ALU	5147	0	○	○	○
	FLOOR NOZZLE Ø36X400 SPECIAL WET/DRY	5149	0	○	○	○
	NOZZLE ALU. 450XØ36MM DRY	15348	0	○	○	○
	NOZZLE ALU. 450XØ36MM WET	15349	0	○	●	○
	WATER SUCTION NOZZLE Ø36X300	7270	0	○	○	○
<b>System 50 Brush/Universal Nozzle</b>						
	COARSE DIRT NOZZLE Ø50X175 PP	5153	0	○	○	○
	COARSE DIRT NOZZLE Ø50X200MM ALU	41100	0	○	○	○



## Big capacity with disposal pump for demanding wet applications

Accessories		Ref. no.	Min. required	ATTIX 751-61 230/1/50 CH	ATTIX 751-61 230/1/50 DK	ATTIX 751-61 230/1/50 EU
	ROUND BRUSH NOZZLE INNER DIA Ø58MM	40458	0	○	○	○
<b>System 38 Hose Vacuum Cleaner</b>						
	HOSE D38X5000 AS	107401368	0	○	○	○
	HOSE HEAT RES. 36X4000 FOR	6070	0	○	○	○
	UNI. SUCTION HOSE Ø38X4000MM EVA	302002796	0	○	○	○
	UNIV HOSE Ø36-38X4000MM EVA	15365	0	○	○	○
<b>System 50 Vac Floor Nozzle</b>						
	FLOOR NOZZLE ALU. 500XØ50MM DRY	15343	0	○	○	○
	FLOOR NOZZLE Ø50X350 PVC	6077	0	○	○	○
	FLOOR NOZZLE Ø50X450 WET/DRY ADJ	302002880	0	○	○	○
	NOZZLE ALU. 500XØ50MM WET	15344	0	○	○	○
<b>Vacuum Accessory Set</b>						
	CAR SET Ø36MM 3 PCS	63211	0	○	○	○
	CHIP SET D50MM	61681	0	○	○	○












## Big capacity with disposal pump for demanding wet applications

Accessories		Ref. no.	Min. required	ATTIX 751-61 230/1/50 CH	ATTIX 751-61 230/1/50 DK	ATTIX 751-61 230/1/50 EU
	HOSE SET Ø36MM 3 PCS	63210	0	○	○	○
	INDUSTR. FLOOR SET Ø36MM 4-PCS	63214	0	○	○	○
	INDUSTR. FLOOR SET Ø50MM 6-PCS	63216	0	○	○	○
	INDUSTRIAL SET 38	302002881	0	○	○	○
	STANDARD VAC SET Ø50MM 3-PCS	6085	0	○	○	○
	TRADE AND IND. SET Ø36MM 5-PCS	63213	0	○	○	○
	WATER VACUUM SET Ø36MM 3- PCS	7727	0	○	○	○
	WORKSHOP HOSE KIT AS SYSTEM 36 6 PCS	107413546	0	○	○	○
	WORKSHOP HOSE KIT SYSTEM 36 5-PCS	107413545	0	○	○	○
	WORKSHOP KIT BASIC D36MM 4PCS	107401367	0	○	○	○
	WORKSHOP SET Ø36MM 6-PCS	302000927	0	○	○	○
<b>System 50 Hose Vacuum Cleaner</b>						
	AS HOSED50X4000MM	15815	0	○	○	○














## Big capacity with disposal pump for demanding wet applications

Accessories		Ref. no.	Min. required	ATTIX 751-61 230/1/50 CH	ATTIX 751-61 230/1/50 DK	ATTIX 751-61 230/1/50 EU
	CHIPS HOSE Ø50X4000MM	15182	0	○	○	○
	HOSE HEAT RESIST. Ø 50X4000MM	11061	0	○	○	○
	HOSE OIL RESISTANT D50X40	6468	0	○	○	○
	METAL HOSE Ø50X4000MM	15013	0	○	○	○
	UNI. HOSE Ø50X4000MM EVA/ABS	15358	0	○	○	○
	UNIV HOSE Ø 50X1750MM	19930	0	○	○	○
<b>System 50 Crevice/Cone Nozzle</b>						
	CREVICE NOZZLE Ø50X370 PE	7102	0	○	○	○
	DIAGONAL TUBE NOZZLE Ø50 RUBBER	7868	0	○	○	○
	FLAT NOZZLE RUBBER Ø50MM	31244	0	○	○	○
	ROUND NOZZLE Ø50MM RUBBER	19936	0	○	○	○
<b>Other</b>						
	BOX FOR SUCTION HOSE ATTIX 7	302001554	0	○	○	○
	C-HOSE 15 M WITH CONNECT.	7567	0	○	○	○
	GEKA THREADED FITTING	7729	0	○	○	○

## Big capacity with disposal pump for demanding wet applications






Accessories		Ref. no.	Min. required	ATTIX 751-61 230/1/50 CH	ATTIX 751-61 230/1/50 DK	ATTIX 751-61 230/1/50 EU
	HOSE HOLDER	65081	0	○	○	○
	PIPE COUPLING KIT	107402618	0	○	○	○
<b>System 27 Hose Vacuum Cleaner</b>						
	HOSE D27X3500 AS WITH TOOL ADAPTER	107406091	0	○	○	○
	TOOL ADAPTER D27/36-24 AS	107404520	0	○	○	○
	UNIV HOSE Ø27X3500 WITH TOOL ADAPTER EVA	14289	0	○	○	○
<b>System 36 Hose Vacuum Cleaner</b>						
	HOSE AS D36X4000MM	15311	0	○	○	○
	HOSE Ø36X4000 AS EVA	63209	0	○	○	○
	HOSE Ø36X4000 MM AS RED	107413544	0	○	○	○
	HOSE Ø36X5000MM AS W COUPLING ACCESSORY	302001682	0	○	○	○
	SUCTION HOSE Ø36X3500 HEAT/OIL-RESISTANT	302001677	0	○	○	○
	UNI. HOSE Ø36X3000MM EVA	15805	0	○	○	○
	UNI. HOSE Ø36X3000MM W COUPLING EVA	46948	0	○	○	○
	UNI. HOSE Ø36X4000MM EVA	25537	0	○	●	○
	UNIV HOSE WITH HAND TUBE D32X3500 CPL.	107409976	0	○	○	○
<b>Special Filter</b>						
	WET FILTER SIEVE Ø143X140MM SS	15475	0	●	●	●
<b>System 36 Tube</b>						

## Big capacity with disposal pump for demanding wet applications




Accessories		Ref. no.	Min. required	ATTIX 751-61 230/1/50 CH	ATTIX 751-61 230/1/50 DK	ATTIX 751-61 230/1/50 EU
	ADAPTER TUBE STRAIGHT AS Ø36MM	29457	0	○	○	○
	CURVED HAND TUBE D36MM ST/CR	302000528	0	○	○	○
	CURVED HAND TUBE Ø36MM SS	46691	0	○	●	○
	EXTENSION TUBE D36 2X500MM ALU	107400032	0	○	○	○
	EXTENSION TUBE D36 2X505MM ST/CR	302000529	0	○	○	○
	EXTENSION TUBE D36 2X515MM PLASTIC	40696	0	○	○	○
	EXTENSION TUBE D36 3X350 MM SS	107416995	0	○	○	○
	EXTENSION TUBE Ø36 2X505MM SS	107408074	0	○	●	○
	TELESCOPIC TUBE D36 575-930MM CR-ST	107402654	0	○	○	○
	TELESCOPIC TUBE Ø36X550-970 SS	47109	0	○	○	○
	TOOL ADAPTER D27 QUICKSYSTEM	302000535	0	○	○	○
	TOOL ADAPTER D27/35/38	60916	0	○	○	○
	TOOL ADAPTER WITH SUCTION REGULATION D32	107409977	0	○	○	○
<b>System 32 Hose Vacuum Cleaner</b>						
	AS HOSED32X5000MM WITH TOOL	30657	0	○	○	○



## Big capacity with disposal pump for demanding wet applications

Accessories		Ref. no.	Min. required	ATTIX 751-61 230/1/50 CH	ATTIX 751-61 230/1/50 DK	ATTIX 751-61 230/1/50 EU
<b>System 38 Crevice/Cone Nozzle</b>						
	CREVICE FLAT NOZZLE Ø38X240X65 MM	43535	0	○	○	○
	CREVICE NOZZLE Ø38X300 MM PP	302002890	0	○	○	○
	TOOL ADAPTER 38/50 MM	302002884	0	○	○	○
<b>System 38 Tube</b>						
	CURVED HAND TUBE D38 MM SS	302002889	0	○	○	○
	EXTENSION TUBES R38 2X500 KIT	107402474	0	○	○	○
<b>System 38 Vac Floor Nozzle</b>						
	FLOOR NOZZLE D38X400 WET AND DRY	302002798	0	○	○	○
	FLOOR NOZZLE Ø38X450 WET AND DRY ADJ	302002799	0	○	○	○

● Standard equipment, ○ Supplementary accessories, □ Mountable equipment












Accessories		Ref. no.	Min. required	ATTIX 751-71 MWF 230/1/50 EU
<b>System 36 Crevice/Cone Nozzle</b>				
	CREVICE NOZZLE D36X200	29541	0	○
	CREVICE NOZZLE Ø36X300 PP	6084	0	●
	DIA. TUBE NOZZLE Ø36X190 MM GREY RUBBER	5067	0	○
	FLAT NOZZLE Ø36MM RUBBER	40456	0	○
<b>System 50 Tube</b>				



## Big capacity with disposal pump for demanding wet applications












Accessories		Ref. no.	Min. required	ATTIX 751-71 MWF 230/1/50 EU
	ADAPTER Ø50-36MMX125	40452	0	○
	CURVED ALU EXT.TUBE D50X1000	15335	0	○
	CURVED HAND TUBE Ø50-36MM	15341	0	○
	ELBOW 90 Ø 50MM	5089	0	○
	SUCTION TUBE 2PCS Ø50 525MM PVC	5152	0	○
<b>System 36 Brush/Universal Nozzle</b>				
	BRUSH NOZZLE Ø36X230 PP/PA	6086	0	○
	UNIV NOZZLE Ø36X150 ALU	5145	0	○
	UNIVERSAL NOZZLE D36X115	14295	0	○
<b>System 36 Vac Floor Nozzle</b>				
	COMBI NOZZLE Ø36X260MM	302002365	0	○
	FLOOR NOZZLE COMBI Ø36X270MM	107417892	0	○
	FLOOR NOZZLE D36X300MM W/D KIT	107402706	0	○
	FLOOR NOZZLE D36X400MM W/D	302003666	0	○

## Big capacity with disposal pump for demanding wet applications












Accessories		Ref. no.	Min. required	ATTIX 751-71 MWF 230/1/50 EU
	FLOOR NOZZLE Ø36X300MM	302002331	0	○
	FLOOR NOZZLE Ø36X330 ALU	5147	0	○
	FLOOR NOZZLE Ø36X400 SPECIAL WET/DRY	5149	0	○
	NOZZLE ALU. 450XØ36MM DRY	15348	0	○
	NOZZLE ALU. 450XØ36MM WET	15349	0	●
	WATER SUCTION NOZZLE Ø36X300	7270	0	○
<b>System 50 Brush/Universal Nozzle</b>				
	COARSE DIRT NOZZLE Ø50X175 PP	5153	0	○
	COARSE DIRT NOZZLE Ø50X200MM ALU	41100	0	○
	ROUND BRUSH NOZZLE INNER DIA Ø58MM	40458	0	○
<b>System 38 Hose Vacuum Cleaner</b>				
	HOSE D38X5000 AS	107401368	0	○
	HOSE HEAT RES. 36X4000 FOR	6070	0	○
	UNI. SUCTION HOSE Ø38X4000MM EVA	302002796	0	○



## Big capacity with disposal pump for demanding wet applications











Accessories		Ref. no.	Min. required	ATTIX 751-71 MWF 230/1/50 EU
	UNIV HOSE Ø36-38X4000MM EVA	15365	0	○
<b>System 50 Vac Floor Nozzle</b>				
	FLOOR NOZZLE ALU. 500XØ50MM DRY	15343	0	○
	FLOOR NOZZLE Ø50X350 PVC	6077	0	○
	FLOOR NOZZLE Ø50X450 WET/DRY ADJ	302002880	0	○
	NOZZLE ALU. 500XØ50MM WET	15344	0	○
<b>Vacuum Accessory Set</b>				
	CAR SET Ø36MM 3 PCS	63211	0	○
	CHIP SET D50MM	61681	0	○
	HOSE SET Ø36MM 3 PCS	63210	0	○
	INDUSTR. FLOOR SET Ø36MM 4-PCS	63214	0	○
	INDUSTR. FLOOR SET Ø50MM 6-PCS	63216	0	○
	INDUSTRIAL SET 38	302002881	0	○

## Big capacity with disposal pump for demanding wet applications










Accessories		Ref. no.	Min. required	ATTIX 751-71 MWF 230/1/50 EU
	STANDARD VAC SET Ø50MM 3-PCS	6085	0	○
	TRADE AND IND. SET Ø36MM 5-PCS	63213	0	○
	WATER VACUUM SET Ø36MM 3- PCS	7727	0	○
	WORKSHOP HOSE KIT AS SYSTEM 36 6 PCS	107413546	0	○
	WORKSHOP HOSE KIT SYSTEM 36 5-PCS	107413545	0	○
	WORKSHOP KIT BASIC D36MM 4PCS	107401367	0	○
	WORKSHOP SET Ø36MM 6-PCS	302000927	0	○
<b>System 50 Hose Vacuum Cleaner</b>				
	AS HOSED50X4000MM	15815	0	○
	CHIPS HOSE Ø50X4000MM	15182	0	○
	HOSE HEAT RESIST. Ø 50X4000MM	11061	0	○
	HOSE OIL RESISTANT D50X40	6468	0	○
	METAL HOSE Ø50X4000MM	15013	0	○













## Big capacity with disposal pump for demanding wet applications

Accessories		Ref. no.	Min. required	ATTIX 751-71 MWF 230/1/50 EU
	UNI. HOSE Ø50X4000MM EVA/ABS	15358	0	○
	UNIV HOSE Ø 50X1750MM	19930	0	○
<b>System 50 Crevice/Cone Nozzle</b>				
	CREVICE NOZZLE Ø50X370 PE	7102	0	○
	DIAGONAL TUBE NOZZLE Ø50 RUBBER	7868	0	○
	FLAT NOZZLE RUBBER Ø50MM	31244	0	○
	ROUND NOZZLE Ø50MM RUBBER	19936	0	○
<b>Other</b>				
	BOX FOR SUCTION HOSE ATTIX 7	302001554	0	●
	C-HOSE 15 M WITH CONNECT.	7567	0	○
	GEKA THREADED FITTING	7729	0	○
	HOSE HOLDER	65081	0	○
	PIPE COUPLING KIT	107402618	0	○
<b>System 27 Hose Vacuum Cleaner</b>				
	HOSE D27X3500 AS WITH TOOL ADAPTER	107406091	0	○
	TOOL ADAPTER D27/36-24 AS	107404520	0	○

## Big capacity with disposal pump for demanding wet applications





Accessories		Ref. no.	Min. required	ATTIX 751-71 MWF 230/1/50 EU
	UNIV HOSE Ø27X3500 WITH TOOL ADAPTER EVA	14289	0	○
<b>System 36 Hose Vacuum Cleaner</b>				
	HOSE AS D36X4000MM	15311	0	○
	HOSE Ø36X4000 AS EVA	63209	0	○
	HOSE Ø36X4000 MM AS RED	107413544	0	○
	HOSE Ø36X5000MM AS W COUPLING ACCESSORY	302001682	0	○
	SUCTION HOSE Ø36X3500 HEAT/OIL-RESISTANT	302001677	0	●
	UNI. HOSE Ø36X3000MM EVA	15805	0	○
	UNI. HOSE Ø36X3000MM W COUPLING EVA	46948	0	○
	UNI. HOSE Ø36X4000MM EVA	25537	0	○
	UNIV HOSE WITH HAND TUBE D32X3500 CPL.	107409976	0	○
<b>Special Filter</b>				
	WET FILTER SIEVE Ø143X140MM SS	15475	0	●
<b>System 36 Tube</b>				
	ADAPTER TUBE STRAIGHT AS Ø36MM	29457	0	○
	CURVED HAND TUBE D36MM ST/CR	302000528	0	○

## Big capacity with disposal pump for demanding wet applications

Accessories		Ref. no.	Min. required	ATTIX 751-71 MWF 230/1/50 EU
	CURVED HAND TUBE Ø36MM SS	46691	0	•
	EXTENSION TUBE D36 2X500MM ALU	107400032	0	○
	EXTENSION TUBE D36 2X505MM ST/CR	302000529	0	○
	EXTENSION TUBE D36 2X515MM PLASTIC	40696	0	○
	EXTENSION TUBE D36 3X350 MM SS	107416995	0	○
	EXTENSION TUBE Ø36 2X505MM SS	107408074	0	•
	TELESCOPIC TUBE D36 575-930MM CR-ST	107402654	0	○
	TELESCOPIC TUBE Ø36X550-970 SS	47109	0	○
	TOOL ADAPTER D27 QUICKSYSTEM	302000535	0	○
	TOOL ADAPTER D27/35/38	60916	0	○
	TOOL ADAPTER WITH SUCTION REGULATION D32	107409977	0	○
<b>System 32 Hose Vacuum Cleaner</b>				
	AS HOSED32X5000MM WITH TOOL	30657	0	○
<b>System 38 Crevice/Cone Nozzle</b>				
	CREVICE FLAT NOZZLE Ø38X240X65 MM	43535	0	○
	CREVICE NOZZLE Ø38X300 MM PP	302002890	0	○



## Big capacity with disposal pump for demanding wet applications

Accessories		Ref. no.	Min. required	ATTIX 751-71 MWF 230/1/50 EU
	TOOL ADAPTER 38/50 MM	302002884	0	○
<b>System 38 Tube</b>				
	CURVED HAND TUBE D38 MM SS	302002889	0	○
	EXTENSION TUBES R38 2X500 KIT	107402474	0	○
<b>System 38 Vac Floor Nozzle</b>				
	FLOOR NOZZLE D38X400 WET AND DRY	302002798	0	○
	FLOOR NOZZLE Ø38X450 WET AND DRY ADJ	302002799	0	○